

Student \_\_\_\_\_ Examiner \_\_\_\_\_ Date \_\_\_\_\_

**PURPOSE:** This assessment will help identify the letters and phonemes students need to learn. Look for the symbol ⇨ in each Examiner box for suggestions and recommended resources. **INSTRUCTIONS: 1. Preparation:** Place the Student Form in front of the student. The initial assessment begins at step one and proceeds in sequential order. For follow-up assessments, start at an appropriate level. **2. Conducting the Assessment:** Follow the instructions in the Examiner Box, saying the words within quotes aloud. **3. Monitoring Responses:** If a student misses one or two items, make a note to review them with the student but continue with the assessment, stopping when they miss three or more. **4. Providing Resources:** Provide students with one or more resource(s) listed after ⇨ in the Examiner boxes. For example, if the student stops on step seven, provide the *Long Vowel VCE Words SuperDeck™ C602A* and/or *Ultimate Practice Pack #U602A*. **5. Supportive Approach:** This assessment is intended to help students learn to read, so continue to use your usual supportive and patient approach. Note that, while the practice packs provide abundant practice, SuperDeck™ card games provide *unlimited purposeful, playful practice*, and, as you know, the more students succeed, the more they'll be motivated to practice.



Videos for pronunciation

**Examiner**

**Student**

<p><b>1.</b> Point to each picture in group A. say, “cat, sun bee. Which one rhymes with see?” Point to each picture in group B. say, “clock, bell, frog. Which one rhymes with rock?” Point to each picture in group C. say, “hat, cake, fish. Which one rhymes with lake?” ⇨ Rhyming For Pre-Readers SuperDeck #C599A and/or Ultimate Practice Pack #U599A</p>	<p><b>A.</b></p> 	<p><b>B.</b></p> 	<p><b>C.</b></p> 
<p><b>2.</b> Point to each letter and say, “Tell me the letter as I point to it.” ⇨ Alphabet for Pre-Readers SuperDeck #C599B and/or Ultimate Practice Pack #U599B</p>	<p>Y T W K H L P Q X B G O N Z A V C E I J R M D S U F w h f l p x b o g y u k n z v c e i a j r m q d s t</p>		
<p><b>3.</b> Point to each letter and say, “Say the <i>sound</i> of each letter as I point to it.” ⇨ Beginning Consonant Sounds SuperDeck #C600A and/or Ultimate Practice Pack #U600A</p>	<p>B C D F G H J K L M N P Q R S T V W X Y Z</p>		
<p><b>4.</b> Point to each digraph or blend and say, “Say the <i>sound</i> of each item aloud as I point to it.” ⇨ Consonant Blends &amp; Digraph Sounds SuperDeck #C600B and/or Ultimate Practice Pack #U600B</p>	<p>WH CH SH PH TH ST SK BL GL TR</p>		
<p><b>5A.</b> Cover the vowels that appear in the box to the right of 5B. Then say, “Say the vowels in order from memory.” ⇨ <i>Suggestion for remediation: Ask the student to say IOU several times. Then say, “Now put AE in front,” AE IOU.</i></p>			
<p><b>5B.</b> Point to each vowel and say, “Say the <i>short vowel sound</i> as I point to each letter.” ⇨ Short Vowel CVC SuperDeck #C601A and/or Ultimate Practice Pack #U601A</p>	<p>A E I O U</p>		
<p><b>5C.</b> Point to each word and say, “Read the nonsense word as I point to it.” ⇨ Short Vowel CVC SuperDeck #C601A and/or Ultimate Practice Pack #U601A</p>	<p>HAP KET FIP LOP DUB</p>		
<p><b>6.</b> Point to each word and say, “Read the nonsense word as I point to it.” ⇨ Short Vowel 4 &amp; 5-Letter Words SuperDeck C601C and/or Ultimate Practice Pack #U601C</p>	<p>TISH ITH WHIS CHEN PHUN SKAT EST NOCK</p>		
<p><b>7.</b> Point to each word and say, “Read the nonsense word as I point to it.” ⇨ Long Vowel VCE Words SuperDeck #C602A and/or Ultimate Practice Pack #U602A</p>	<p>HAPE KETE FIPE LOPE DUBE</p>		
<p><b>8.</b> Point to each word and say, “Read the word as I point to it.” ⇨ Suffixes S ES ED ING SuperDeck #C602E and/or Ultimate Practice Pack #U602E</p>	<p>DIMES FISHING FOXES WISHED HATS HOPED HOPPED MAKING</p>		

<b>9.</b> Point to each vowel digraph and say, “Say the sound of each pair of letters as I point to it.” ⇨ Long Vowel Digraph Words SuperDeck #C603AB and/or Ultimate Practice Pack U603AB	AI EA AY EE OA IE OE UE OW
<b>10.</b> Point to each word and say, “Read the nonsense word as I point to it.” ⇨ Double-Sound Consonant Blend Endings SuperDeck #C603E- and/or Ultimate Practice Pack #U603E	DEMP LESK KEST DAND JELF
<b>11.</b> Point to each R-controlled vowel and say, “Say the sound of each pair of letters as I point to it.” ⇨ R-Controlled Vowel Words SuperDeck #C604A and/or Ultimate Practice Pack #U604A	AR ER IR OR UR
<b>12.</b> Point to each diphthong and say, “Say the sound of each pair of letters as I point to it.” ⇨ Diphthong Pattern Words SuperDeck #C605A Band/or Ultimate Practice Pack #U605A	OU OI OY OW AU AW <small>Say both oo sounds in any order.</small> OO OO
<b>13.</b> Point to each word and say, “Say each nonsense word as I point to it.” ⇨ ‘Y’ as a Vowel SuperDeck #C121 and/or Ultimate Practice Pack #U121	SY TANDY PYTH FENNY BYM
<b>14.</b> Point to each word and say, “Say each nonsense word as I point to it.” ⇨ Soft and Hard ‘C’ and ‘G’ SuperDeck #C122 and/or Ultimate Practice Pack #U122	<u>C</u> EL <u>C</u> AS <u>C</u> IDE <u>C</u> YM <u>G</u> ANE <u>G</u> ED <u>G</u> ELL <u>G</u> YF
<b>15.</b> Point to each blend and say, “Say the sound of each blend as I point to it.” ⇨ VC Blends Endings NG & NK SuperDeck #C123 and/or Ultimate Practice Pack #U123	ANG ING ONG UNG ANK INK ONK UNK
<b>16.</b> Point to each blend and say, “Say the <i>sound</i> of each blend as I point to it.” ⇨ VC Blends ALL, ALK, OLD, OLT & OLL SuperDeck #C124 and/or Ultimate Practice Pack #U124	ALL ALK OLD OLT OLL
<b>17.</b> Point to each word and say, “Say each nonsense word as I point to it.” ⇨ Open & Closed Syllables SuperDeck #C125 and/or Ultimate Practice Pack #U125	MO MOT FE FET
<b>18.</b> Point to each word and say, “Say each nonsense word as I point to it.” ⇨ Words Ending in ‘LE’ SuperDeck #C126 and/or Ultimate Practice Pack #U126	BIT/TLE SUR/PLE GRA/DLE
<b>19.</b> Point to each word and say, “Say each nonsense word as I point to it.” ⇨ Words Ending in TION & SION SuperDeck #C127 and/or Ultimate Practice Pack #U127	LAY/TION DAR/SION
<b>20.</b> Point to each word and say, “Say each nonsense word as I point to it.” ⇨ Word Endings OUS, SURE & TURE SuperDeck #C128 and/or Ultimate Practice Pack #U128	DEC/TURE BOY/OUS PLO/SURE
<b>21.</b> Point to each word and say, “Say each nonsense word as I point to it.” ⇨ Silent Consonants SuperDeck #C129B and/or Ultimate Practice Pack #U129B	KNEP BOCK GNUK SIMB WRAZ DUDGE
<b>22.</b> Point to each word and say, “Say each word as I point to it.” ⇨ Prefixes and Suffixes SuperDecks #C130, #C134 & #C135 and/or Ultimate Practice Packs #U130, #U134 & #U135	multicolor kindness disagree sleepless
<b>23.</b> Point to each word and say, “Say each word as I point to it.” ⇨ 3-Syllable Challenge Words SuperDeck #C131 and/or Ultimate Practice Pack #U131	afternoon electric finicky gibberish
<b>24.</b> Point to each word and say, “Say each word as I point to it.” ⇨ 4 & 5-Syllable Challenge Words SuperDecks #C132 & #C133 and/or Ultimate Practice Packs #U132 & #U133	advertising spectacular flabbergasted citizenship

Student \_\_\_\_\_ Examiner \_\_\_\_\_ Date \_\_\_\_\_




**PURPOSE:** This assessment will help identify the letters and phonemes students need to learn. Look for the symbol ⇨ in each Examiner box for suggestions and recommended resources. **INSTRUCTIONS: 1. Preparation:** Place the Student Form in front of the student. The initial assessment begins at step one and proceeds in sequential order. For follow-up assessments, start at an appropriate level. **2. Conducting the Assessment:** Follow the instructions in the Examiner Box, saying the words within quotes aloud. **3. Monitoring Responses:** If a student misses one or two items, make a note to review them with the student but continue with the assessment, stopping when they miss three or more. **4. Providing Resources:** Provide students with one or more resource(s) listed after ⇨ in the Examiner boxes. For example, if the student stops on step seven, provide the *Long Vowel VCE Words SuperDeck™ C602A* and/or *Ultimate Practice Pack #U602A*. **5. Supportive Approach:** This assessment is intended to help students learn to read, so continue to use your usual supportive and patient approach. Note that, while the practice packs provide abundant practice, SuperDeck™ card games provide *unlimited purposeful, playful practice*, and, as you know, the more students succeed, the more they'll be motivated to practice.



Videos for pronunciation

**Examiner**

**Student**

<p><b>1.</b> Point to each picture in group A. say, “cat, sun bee. Which one rhymes with see?” Point to each picture in group B. say, “clock, bell, frog. Which one rhymes with rock?” Point to each picture in group C. say, “hat, cake, fish. Which one rhymes with lake?” ⇨ Rhyming For Pre-Readers SuperDeck #C599A and/or Ultimate Practice Pack #U599A</p>	<p><b>A.</b></p> 	<p><b>B.</b></p> 	<p><b>C.</b></p> 
<p><b>2.</b> Point to each letter and say, “Tell me the letter as I point to it.” ⇨ Alphabet for Pre-Readers SuperDeck #C599B and/or Ultimate Practice Pack #U599B</p>	<p>Y T W K H L P Q X B G O N Z A V C E I J R M D S U F w h f l p x b o g y u k n z v c e i a j r m q d s t</p>		
<p><b>3.</b> Point to each letter and say, “Say the <i>sound</i> of each letter as I point to it.” ⇨ Beginning Consonant Sounds SuperDeck #C600A and/or Ultimate Practice Pack #U600A</p>	<p>B C D F G H J K L M N P Q R S T V W X Y Z</p>		
<p><b>4.</b> Point to each digraph or blend and say, “Say the <i>sound</i> of each item aloud as I point to it.” ⇨ Consonant Blends &amp; Digraph Sounds SuperDeck #C600B and/or Ultimate Practice Pack #U600B</p>	<p>WH CH SH PH TH ST<sup>as in whale</sup> SK<sup>as in chin</sup> BL<sup>as in fish</sup> GL<sup>as in phone</sup> TR<sup>as in tooth</sup> as in stop as in skate as in block as in glass as in train</p>		
<p><b>5A.</b> Cover the vowels that appear in the box to the right of 5B. Then say, “Say the vowels in order from memory.” ⇨ Suggestion for remediation: Ask the student to say IOU several times. Then say, “Now put AE in front,” AE IOU.</p>			
<p><b>5B.</b> Point to each vowel and say, “Say the <i>short vowel sound</i> as I point to each letter.” ⇨ Short Vowel CVC SuperDeck #C601A and/or Ultimate Practice Pack #U601A</p>	<p>A E I O U as in at as in egg as in in as in on as in up</p>		
<p><b>5C.</b> Point to each word and say, “Read the nonsense word as I point to it.” ⇨ Short Vowel CVC SuperDeck #C601A and/or Ultimate Practice Pack #U601A</p>	<p>HAP KET FIP LOP DUB rhymes with cap rhymes with pet rhymes with rip rhymes with top rhymes with tub</p>		
<p><b>6.</b> Point to each word and say, “Read the nonsense word as I point to it.” ⇨ Short Vowel 4 &amp; 5-Letter Words SuperDeck C601C and/or Ultimate Practice Pack #U601C</p>	<p>TISH ITH WHIS CHEN PHUN SKAT EST NOCK rhymes with wish rhymes with with rhymes with this rhymes with then rhymes with fun rhymes with scat rhymes with nest rhymes with lock</p>		
<p><b>7.</b> Point to each word and say, “Read the nonsense word as I point to it.” ⇨ Long Vowel VCE Words SuperDeck #C602A and/or Ultimate Practice Pack #U602A</p>	<p>HAPE KETE FIPE LOPE DUBE rhymes with cape rhymes with Pete rhymes with ripe rhymes with cope rhymes with tube</p>		
<p><b>8.</b> Point to each word and say, “Read the word as I point to it.” ⇨ Suffixes S ES ED ING SuperDeck #C602E and/or Ultimate Practice Pack #U602E</p>	<p>DIMES FISHING FOXES WISHED HATS HOPED HOPPED MAKING</p>		

<p><b>9.</b> Point to each vowel digraph and say, “Say the sound of each pair of letters as I point to it.” ⇨ Long Vowel Digraph Words SuperDeck #C603AB and/or Ultimate Practice Pack U603AB</p>	<p><b>AI</b> as in <u>rain</u> <b>EA</b> as in <u>eat</u> <b>AY</b> as in <u>play</u> <b>EE</b> as in <u>feet</u>  <b>OA</b> as in <u>goat</u> <b>IE</b> as in <u>pie</u> <b>OE</b> as in <u>toe</u> <b>UE</b> as in <u>blue</u> <b>OW</b> as in <u>slow</u></p>
<p><b>10.</b> Point to each word and say, “Read the nonsense word as I point to it.” ⇨ Double-Sound Consonant Blend Endings SuperDeck #C603E- and/or Ultimate Practice Pack #U603E</p>	<p><b>DEMP</b> rhymes with temp <b>LESK</b> rhymes with desk <b>KEST</b> rhymes with nest <b>DAND</b> rhymes with hand <b>JELF</b> rhymes with elf</p>
<p><b>11.</b> Point to each R-controlled vowel and say, “Say the sound of each pair of letters as I point to it.” ⇨ R-Controlled Vowel Words SuperDeck #C604A and/or Ultimate Practice Pack #U604A</p>	<p><b>AR</b> as in <u>car</u> <b>ER</b> as in <u>fern</u> <b>IR</b> as in <u>bird</u> <b>OR</b> as in <u>corn</u> <b>UR</b> as in <u>fur</u></p>
<p><b>12.</b> Point to each diphthong and say, “Say the sound of each pair of letters as I point to it.” ⇨ Diphthong Pattern Words SuperDeck #C605A Band/or Ultimate Practice Pack #U605A</p>	<p><b>OU</b> as in <u>out</u> <b>OI</b> as in <u>soil</u> <b>OY</b> as in <u>toy</u> <b>OW</b> as in <u>cow</u> <b>AU</b> as in <u>autumn</u>  <b>AW</b> as in <u>awful</u> <b>oo sounds in any order.</b> <b>OO</b> as in <u>pool</u> <b>OO</b> as in <u>book</u></p>
<p><b>13.</b> Point to each word and say, “Say each nonsense word as I point to it.” ⇨ ‘Y’ as a Vowel SuperDeck #C121 and/or Ultimate Practice Pack #U121</p>	<p><b>SY</b> rhymes with by <b>TANDY</b> rhymes with candy  <b>PYTH</b> rhymes with myth <b>FENNY</b> rhymes with penny <b>BYM</b> rhymes with gym</p>
<p><b>14.</b> Point to each word and say, “Say each nonsense word as I point to it.” ⇨ Soft and Hard ‘C’ and ‘G’ SuperDeck #C122 and/or Ultimate Practice Pack #U122</p>	<p><b>CEL</b> C as in <u>celery</u> <b>CAS</b> C as in <u>cat</u> <b>CIDE</b> C as in <u>cider</u> <b>CYM</b> C as in <u>cymbal</u>  <b>GANE</b> G as in <u>gain</u> <b>GED</b> G as in <u>gem</u> <b>GELL</b> G as in <u>Jelly</u> <b>GYF</b> G as in <u>gym</u></p>
<p><b>15.</b> Point to each blend and say, “Say the sound of each blend as I point to it.” ⇨ VC Blends Endings NG &amp; NK SuperDeck #C123 and/or Ultimate Practice Pack #U123</p>	<p><b>ANG</b> as in <u>rang</u> <b>ING</b> as in <u>thing</u> <b>ONG</b> as in <u>gong</u> <b>UNG</b> as in <u>lung</u>  <b>ANK</b> as in <u>thank</u> <b>INK</b> as in <u>pink</u> <b>ONK</b> as in <u>honk</u> <b>UNK</b> as in <u>sunk</u></p>
<p><b>16.</b> Point to each blend and say, “Say the sound of each blend as I point to it.” ⇨ VC Blends ALL, ALK, OLD, OLT &amp; OLL SuperDeck #C124 and/or Ultimate Practice Pack #U124</p>	<p><b>ALL</b> as in <u>ball</u> <b>ALK</b> as in <u>walk</u> <b>OLD</b> as in <u>gold</u> <b>OLT</b> as in <u>colt</u> <b>OLL</b> as in <u>toll</u></p>
<p><b>17.</b> Point to each word and say, “Say each nonsense word as I point to it.” ⇨ Open &amp; Closed Syllables SuperDeck #C125 and/or Ultimate Practice Pack #U125</p>	<p><b>MO</b> rhymes with no <b>MOT</b> rhymes with not <b>FE</b> rhymes with fee <b>FET</b> rhymes with pet</p>
<p><b>18.</b> Point to each word and say, “Say each nonsense word as I point to it.” ⇨ Words Ending in ‘LE’ SuperDeck #C126 and/or Ultimate Practice Pack #U126</p>	<p><b>BIT/TLE</b> rhymes with little <b>SUR/PLE</b> rhymes with purple <b>GRA/DLE</b> rhymes with cradle</p>
<p><b>19.</b> Point to each word and say, “Say each nonsense word as I point to it.” ⇨ Words Ending in TION &amp; SION SuperDeck #C127 and/or Ultimate Practice Pack #U127</p>	<p><b>LAY/TION</b> same ending as <u>nation</u> <b>DAR/SION</b> same ending as <u>television</u></p>
<p><b>20.</b> Point to each word and say, “Say each nonsense word as I point to it.” ⇨ Word Endings OUS, SURE &amp; TURE SuperDeck #C128 and/or Ultimate Practice Pack #U128</p>	<p><b>DEC/TURE</b> same ending as <u>lecture</u> <b>BOY/OUS</b> same ending as <u>joyous</u> <b>PLO/SURE</b> same ending as <u>closure</u></p>
<p><b>21.</b> Point to each word and say, “Say each nonsense word as I point to it.” ⇨ Silent Consonants SuperDeck #C129B and/or Ultimate Practice Pack #U129B</p>	<p><b>KNEP</b> silent k as in <u>knot</u> <b>BOCK</b> silent c as in <u>rock</u> <b>GNUK</b> silent g as in <u>gnaw</u>  <b>SIMB</b> silent b as in <u>limb</u> <b>WRAZ</b> silent w as in <u>wrap</u> <b>DUDGE</b> silent d as in <u>fudge</u></p>
<p><b>22.</b> Point to each word and say, “Say each word as I point to it.” ⇨ Prefixes and Suffixes SuperDecks #C130, #C134 &amp; #C135 and/or Ultimate Practice Packs #U130, #U134 &amp; #U135</p>	<p><b>multicolor kindness disagree sleepless</b></p>
<p><b>23.</b> Point to each word and say, “Say each word as I point to it.” ⇨ 3-Syllable Challenge Words SuperDeck #C131 and/or Ultimate Practice Pack #U131</p>	<p><b>afternoon electric finicky gibberish</b></p>
<p><b>24.</b> Point to each word and say, “Say each word as I point to it.” ⇨ 4 &amp; 5-Syllable Challenge Words SuperDecks #C132 &amp; #C133 and/or Ultimate Practice Packs #U132 &amp; #U133</p>	<p><b>advertising spectacular flabbergasted citizenship</b></p>